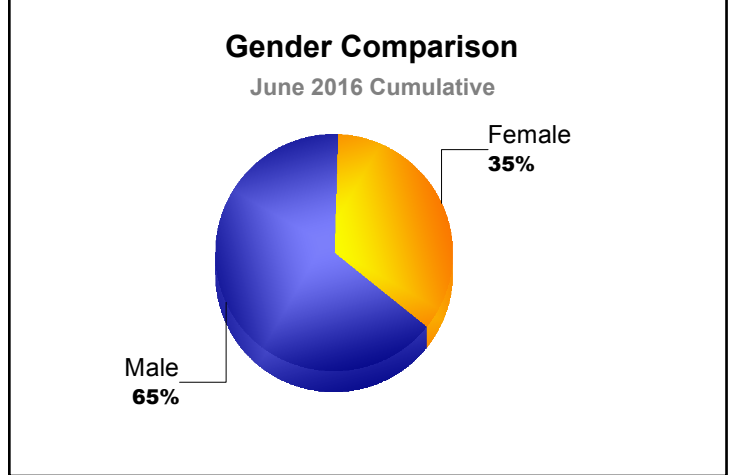
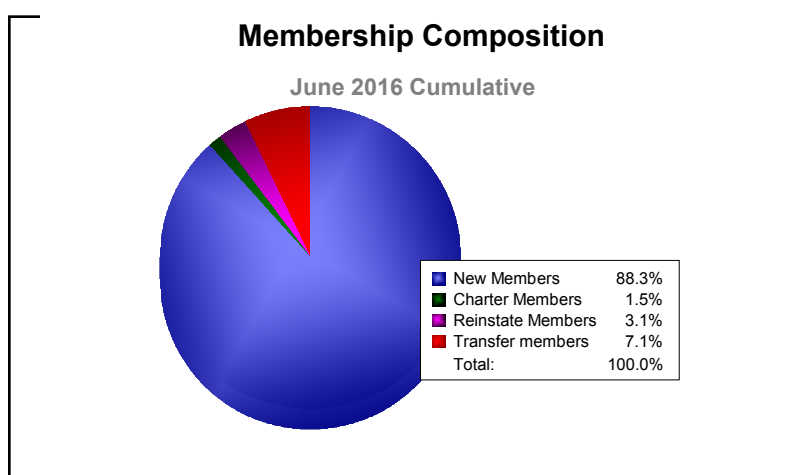
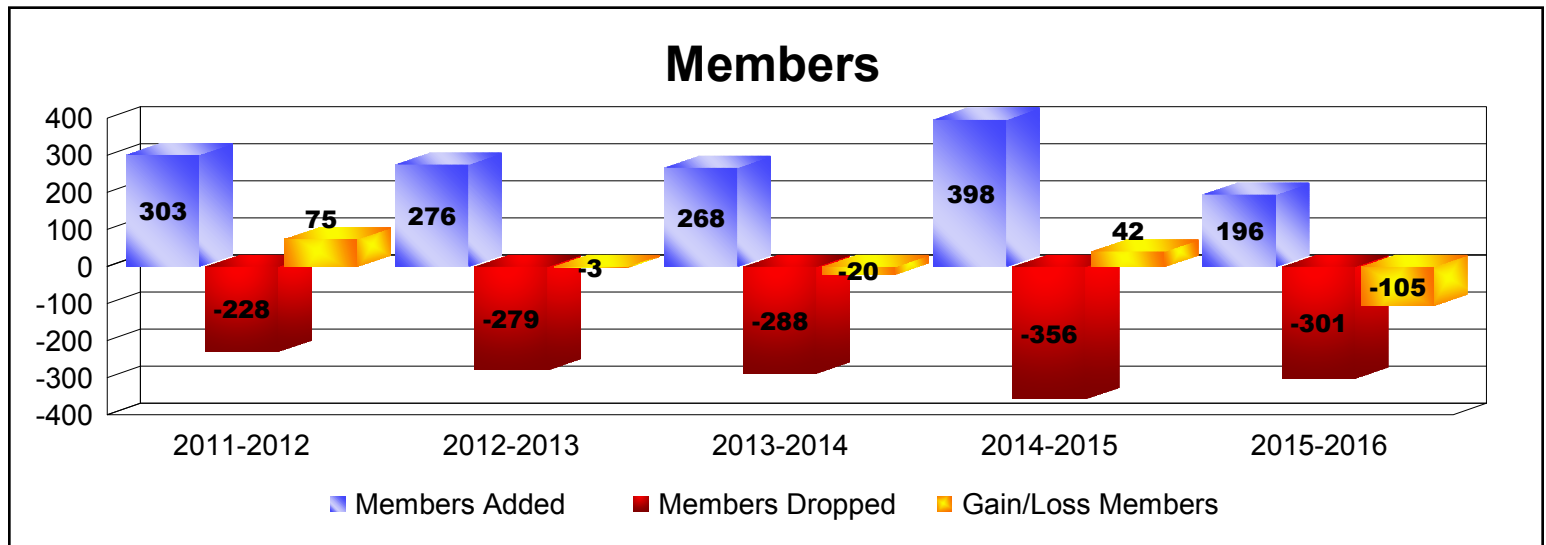
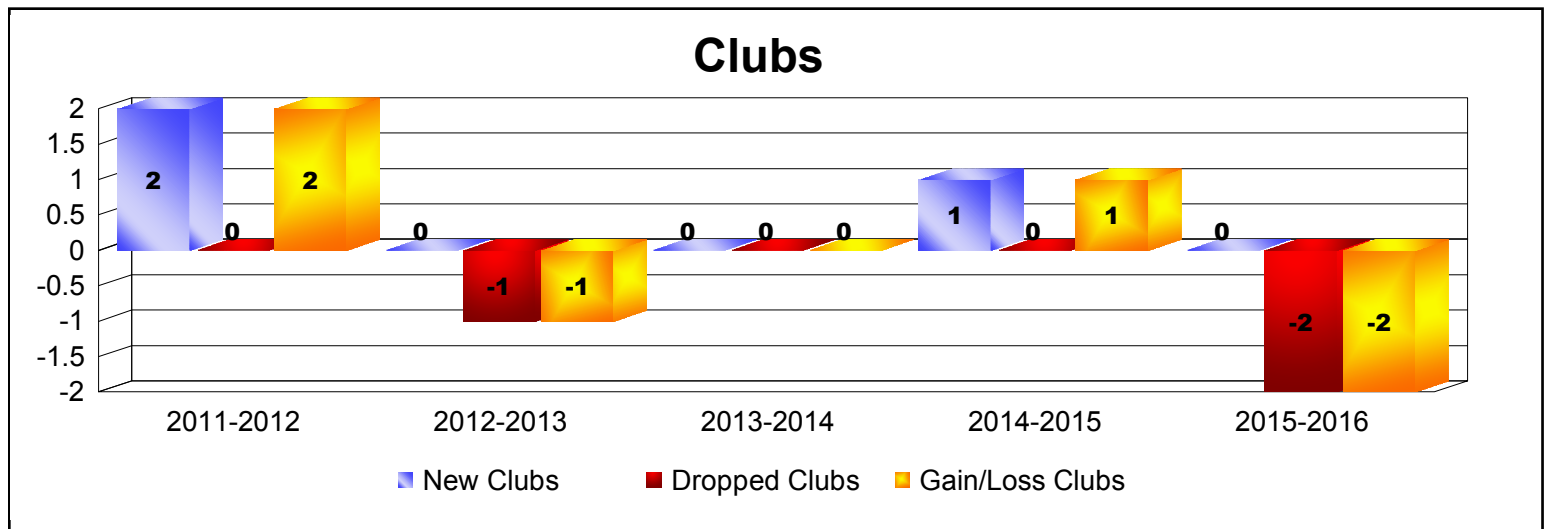
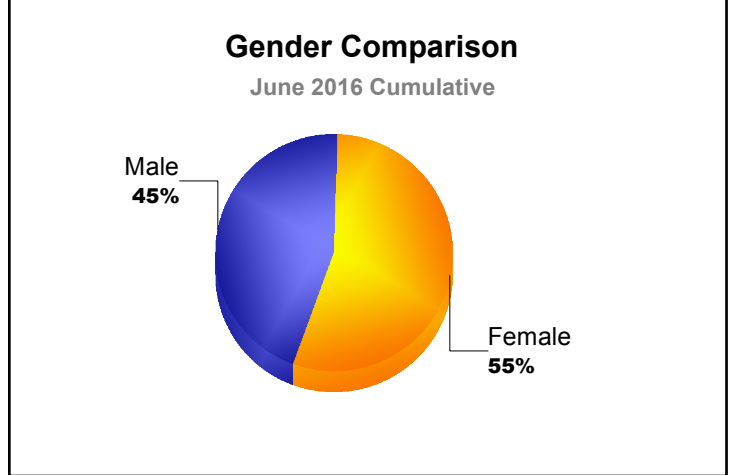
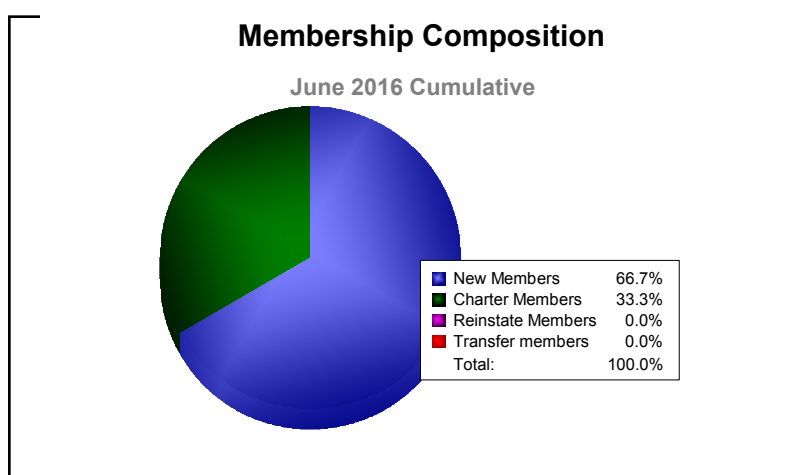
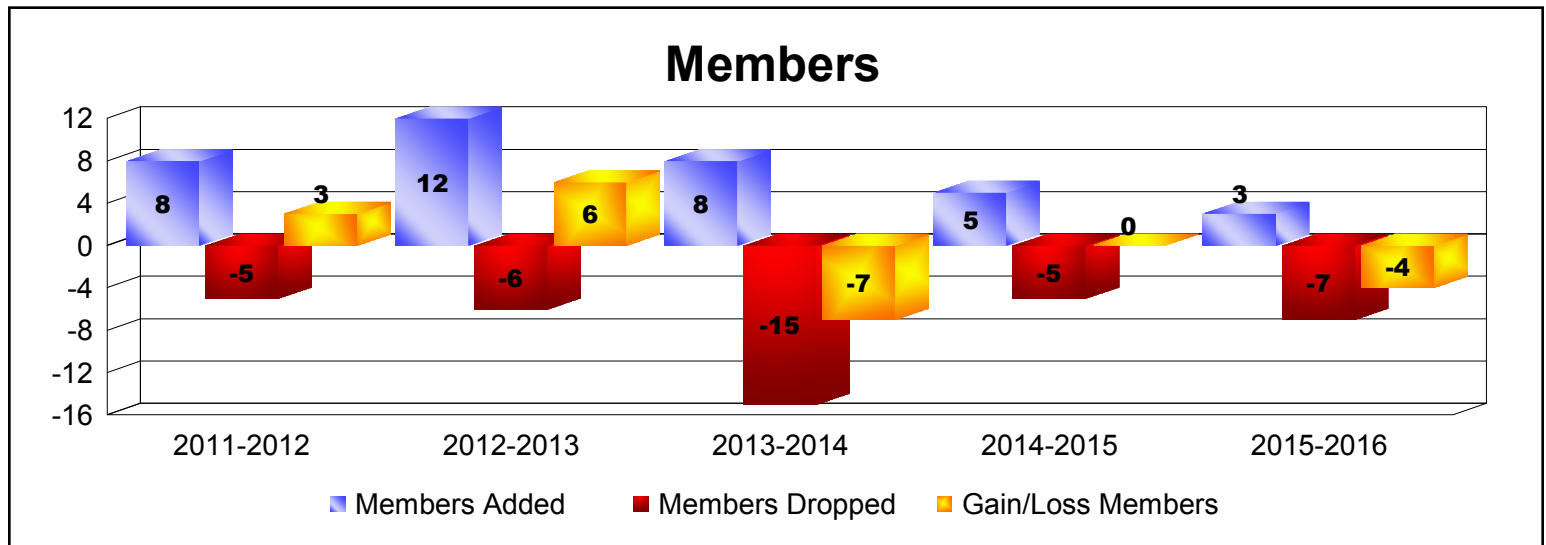
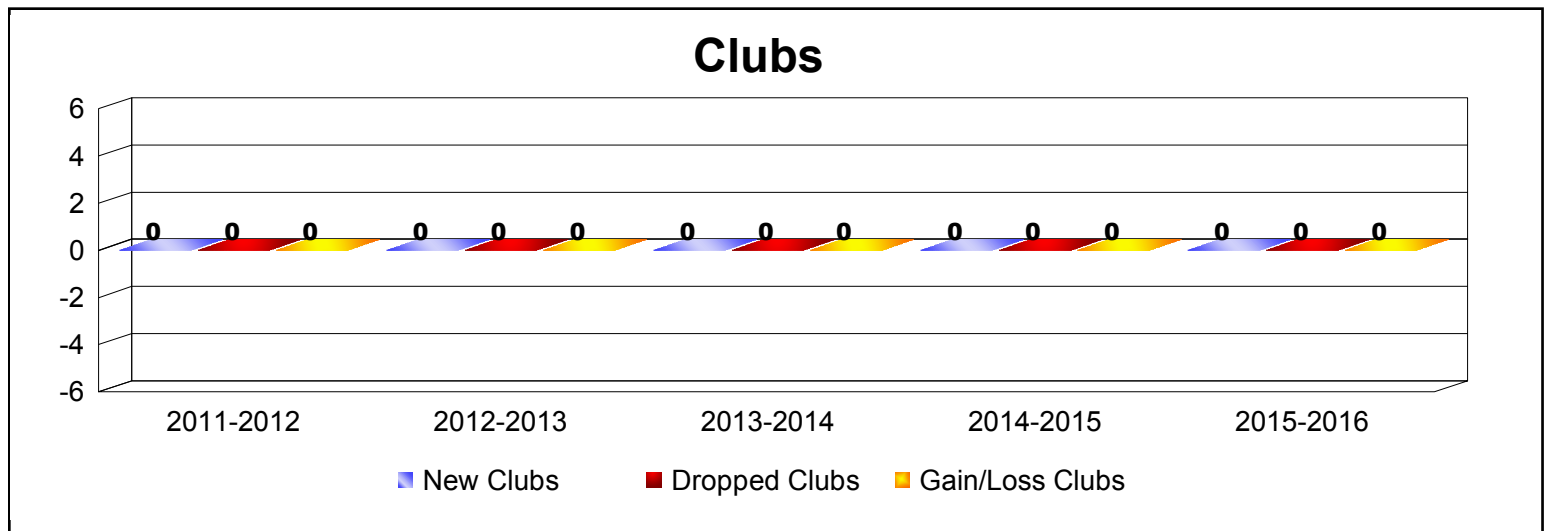


Year	New Clubs	Dropped Clubs	Gain/ Loss Clubs	New Members	Charter Members	Reinstate Members	Transfer Members	Total Member Added	Total Members Dropped	Gain/ Loss Members
2011-2012	2	0	2	210	56	8	29	303	-228	75
2012-2013	0	-1	-1	240	1	17	18	276	-279	-3
2013-2014	0	0	0	230	3	15	20	268	-288	-20
2014-2015	1	0	1	339	25	16	18	398	-356	42
2015-2016	0	-2	-2	173	3	6	14	196	-301	-105
Average	1	-1	0	238	18	12	20	288	-290	-2



Year	New Clubs	Dropped Clubs	Gain/ Loss Clubs	New Members	Charter Members	Reinstate Members	Transfer Members	Total Member Added	Total Members Dropped	Gain/ Loss Members
2011-2012	0	0	0	8	0	0	0	8	-5	3
2012-2013	0	0	0	12	0	0	0	12	-6	6
2013-2014	0	0	0	7	0	1	0	8	-15	-7
2014-2015	0	0	0	5	0	0	0	5	-5	0
2015-2016	0	0	0	2	1	0	0	3	-7	-4
Average	0	0	0	7	0	0	0	7	-8	0



Year	New Clubs	Dropped Clubs	Gain/ Loss Clubs	New Members	Charter Members	Reinstate Members	Transfer Members	Total Member Added	Total Members Dropped	Gain/ Loss Members
2011-2012	0	0	0	0	0	0	0	0	0	0
2012-2013	0	0	0	12	0	0	0	12	-4	8
2013-2014	0	0	0	6	0	0	0	6	-3	3
2014-2015	0	0	0	0	0	0	0	0	0	0
2015-2016	0	-1	-1	1	0	0	0	1	-21	-20
Average	0	0	0	4	0	0	0	4	-6	-2

